

38
Countries



450 Mil+
Users



5 Mil+
Products



US Patent
Pending



VALUATION

Recommendation, Vehicle & Input Summary

Purpose
Buy from Dealer

Category
Car

Location
Ahmedabad

Hyundai I10 2012 SPORTZ 1.2 AT



₹ 2,61,492 - ₹ 2,77,667



Automobile from dealer in Good condition is valued

Vehicle Summary

Make	Hyundai	Model	I10
Year	2012	Trim	SPORTZ 1.2 AT
KM Driven	59,000	Color	Red
Fuel Type	Petrol	Transmission Type	Automatic
Body Type	Hatchback	Accident History	None

Pricing & Ownership History

₹ 0

Ex-Showroom Price

₹ 0

On-Road Price
(Ahmedabad)

One

No. Of Owners

None

Accident History

Vehicle Condition Information

GOOD

Transmission, Suspension, Steering, Frame, Engine, Electrical, Car Interior, Car Exterior, Brakes, AC



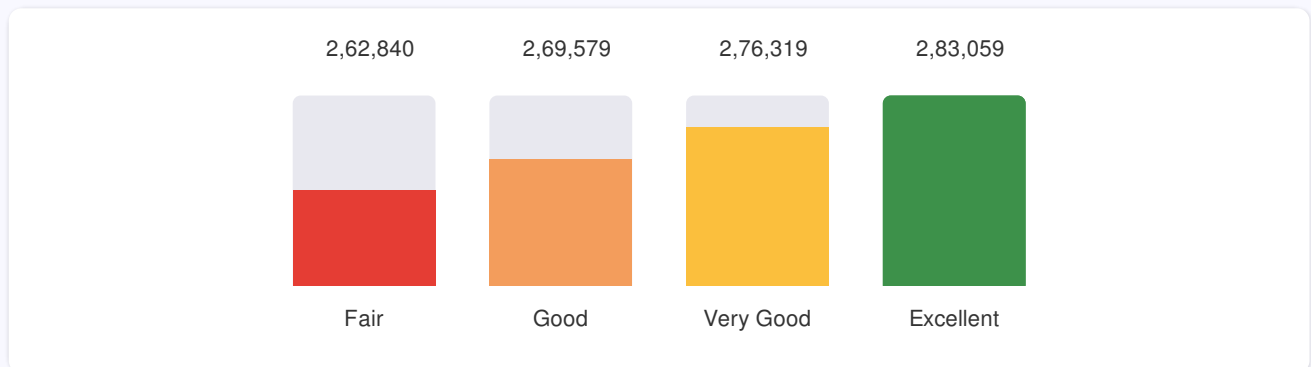
VEHICLE PRICING

Analysis Of Multi-Condition Pricing, Exchange, Salvage & Buyback Price


New Vehicle On-Road Price Trend



Fair Market Value By Condition



Future Value



Buyback Price



OBV Buyback
for 3 Yrs/36K kms

Hyundai I10 2012 SPORTZ 1.2 AT

₹ 1,69,394

Exchange Price




I Want to Sell

Hyundai I10 SPORTZ 1.2 AT
2012

₹ 2,69,580*

Clunker Value



Clunker Value of Hyundai I10
SPORTZ 1.2 AT is

₹ 32,845*



SIMILAR LISTINGS

Assessment Of Recent Listings For Same & Similar Vehicles

50 Similar Listings In Last 3 Months

₹ 2,66,889

Average Selling Price

₹ 5,30,000

Highest Selling Price

₹ 1,02,000

Lowest Selling Price

222

Similar Counts

2,58,740 Kms

Avg Kms Driven

Snapshot Of Similar Transactions



Hyundai I10 Magna 1.1

used

₹ 2,35,000

81,000 Km, Petrol, First Owner, Hyderabad, 2007



Hyundai I10 Magna

used

₹ 1,02,000

61,000 Km, Petrol, First Owner, Mumbai, 2007



Hyundai I10 Magna

used

₹ 1,90,000

66,000 Km, Petrol, Second Owner, Surat, 2008



Hyundai I10 Magna

used

₹ 2,20,000

89,000 Km, Petrol, First Owner, Ahmedabad, 2008



Hyundai I10 Era

used

₹ 2,78,100

75,000 Km, Petrol, Second Owner, Bangalore, 2008



Hyundai I10 Magna 1.2

used

₹ 2,25,000

65,000 Km, Petrol, First Owner, Hyderabad, 2008



Hyundai I10 Magna

used

₹ 2,65,000

78,000 Km, Petrol, First Owner, Hyderabad, 2008



Hyundai I10 Magna 1.2

used

₹ 1,61,000

42,000 Km, Petrol, First Owner, Mumbai, 2008



Hyundai I10 Magna 1.2

used

₹ 1,45,000

49,000 Km, Petrol, Third Owner, Mumbai, 2008



RECENT TRANSACTIONS

Assessment Of Recent Transactions For Same & Similar Vehicles

50 Similar Transactions In Last 3 Months

₹ 2,29,517

Average Selling Price

₹ 5,30,000

Highest Selling Price

₹ 1,16,193

Lowest Selling Price

49

Similar Counts

53,724 Kms

Avg Kms Driven

Snapshot Of Recent Transactions



Hyundai I10 Asta 1.2

used

₹ 1,20,356

56,985 Km, Petrol, First Owner,
Hyderabad, 2011



Hyundai I10 Asta 1.2

used

₹ 2,17,000

1,000 Km, Petrol, First Owner,
Bhiwani, 2009



Hyundai I10 Asta 1.2

used

₹ 4,03,000

2,500 Km, Petrol, First Owner,
Mumbai, 2015



Hyundai I10 Asta 1.2 At

used

₹ 2,92,586

39,856 Km, Petrol, First Owner,
Kolar, 2011



Hyundai I10 Asta 1.2 At

used

₹ 3,08,876

87,693 Km, Petrol, Second Owner,
Hyderabad, 2012



Hyundai I10 Era

used

₹ 1,16,193

85,000 Km, Petrol, First Owner,
Delhi, 2007



Hyundai I10 Era

used

₹ 1,40,000

98,745 Km, Petrol, First Owner,
Delhi, 2009



Hyundai I10 Era

used

₹ 1,50,000

98,989 Km, Petrol, First Owner,
Delhi, 2009



Hyundai I10 Era

used

₹ 2,13,915

78,699 Km, Petrol, Second Owner,
Hyderabad, 2012



AVAILABLE OPTIONS, TCO

Review Of Valuation Of Available Models, Repair Estimates And Total Cost Of Ownership

Available Options

Assessment of Available Options within Same Segment

Year
2012

Condition
Used

Trims	OBV Range	Model in Continuation in 2021
SPORTZ 1.2 AT	₹ 2,69,580	✗
ASTA 1.2 AT KAPPA2	₹ 2,67,857	✓
ASTA 1.2 AT WITH SUNROOF	₹ 2,76,726	✓
ASTA 1.2 KAPPA2	₹ 2,42,961	✓

Repair Estimates



Auto Inspection

Dashboard

7/10

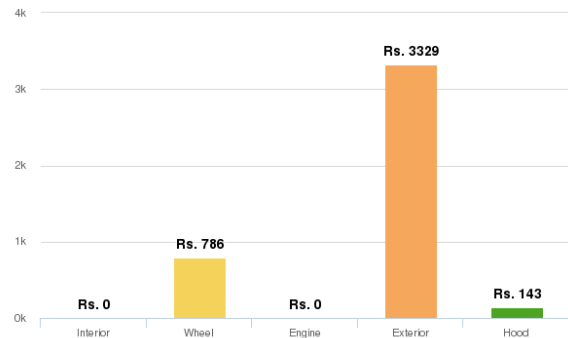
₹ 4044 - 4470

is the Engine Repair Estimate & Service for this vehicle

Interior	<div style="width: 70%;"></div>	7/10
Wheel	<div style="width: 70%;"></div>	7/10
Test Drive	<div style="width: 80%;"></div>	8/10
Exterior	<div style="width: 70%;"></div>	7/10
Hood	<div style="width: 70%;"></div>	7/10

Total Repair Estimate Spend*

Prices of Similar Vehicles Listed on Droom



Total Cost Of Ownership



Benchmark Price For Used Vehicle

₹1,95,61,302 For 5 Years

38,07,153

38,68,329

39,28,046

39,62,626

39,95,148



First Year



Second Year



Third Year



Forth Year



Fifth Year



RATINGS & REVIEWS

Review Of Ratings And Reviews By Buyers

Ratings



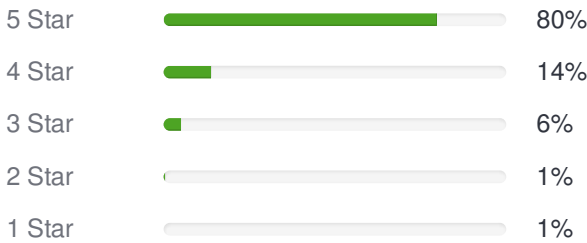
Hyundai I10

★ 4.4 Ratings

604 Reviews

8 Expert Reviews

Distribution of Rating



- ★★★★★ Price
- ★★★★★ Features Options
- ★★★★★ Look Style
- ★★★★★ Fuel Efficiency
- ★★★★★ Maintenance
- ★★★★★ Resale Value
- ★★★★★ Safety

Top Rating

Test Account Droom

on: 2020-07-22T11:29:13Z | 3 Views



I am interested. Is it available??

Top Expert Review

The new Swift has made its debut India and here is how it compares to the updated Grand i10.





FREQUENTLY BOUGHT TOGETHER WITH OBV VALUATION REPORT

Trending

Buy second OBV Valuation Report : ₹ 50/-

Generate a new report to see change in your vehicle valuation price

Code: OBVSECOND

Validity: 25/11/2021

To avail this coupon go to : <https://droom.in/obv>

Certification Report: ₹ 599/- ₹ 699/-

Get your vehicle inspected for condition, history check to generate accurate valuation

Code: CERTIFICATION

Validity: 25/11/2021

To avail this coupon go to : <https://droom.in/certification>

Scan Me



ABOUT OBV

38
Countries



450 Mil+
Users



5 Mil+
Products



US Patent
Pending



What Is OBV



Algorithmic Engine For Used
Vehicle Pricing



Fair Market Price Of Any
Used Vehicle



21st Century
Data Science



How OBV Works



Select Purpose
Buy/Sell



Select Category
Car, Bike, Scooter, Bicycle,
Plane



Select Parameters
Make, Model, Year, Trim &
Kms Driven & Condition



Get OBV
Fair Market Price of the
Vehicle

Why OBV

- ✓ Fair Market Price of Any Used Vehicle Under 10 seconds for free
- ✓ Only Pricing Benchmark Tool in India which is Independent, Objective and Unbiased
- ✓ Based on 21st century Data Science and Machine Learning Methodology
- ✓ Used by over 450 Million users
- ✓ Used by over 3,50,000 auto dealers across India
- ✓ Used Vehicle Pricing for 10+ Categories
- ✓ Used by leading Banks, Insurance Companies, NBFCs and OEMs
- ✓ US Patent Pending
- ✓ Used Vehicle Pricing for Bicycles, Scooters, Bikes, Cars and Planes



Check Fair Market Value of Any Used
Vehicle Under 10 Seconds For Free

Independent Objective Unbiased





ORANGE BOOK VALUE

Resale ka MRP

Disclaimer

The Orange Book Value or any pricing or valuation mentioned in the report is an indicative pricing, generated based on proprietary patented methodology of Droom or its affiliates/partners/subsidiaries. The actual price of the vehicle may vary based on actual condition of the vehicle and several other parameters. Droom cannot be held responsible for any losses incurred or liabilities arising by the party relying on this report

