

38  
Countries



500 Mil+  
Users



5 Mil+  
Products



US Patent  
Pending



## VALUATION

Recommendation, Vehicle & Input Summary

Purpose

Buy from Individual

Category

Location

Delhi

## Toyota Innova 2010 2.5 G 8 STR BS IV



₹ 62,046 - ₹ 65,884



Automobile from individual in Very Good condition is valued

## Vehicle Summary

Make	Toyota	Model	Innova
Year	2010	Trim	2.5 G 8 STR BS
KM Driven	1,64,500		IV
Fuel Type	None	Color	Grey
Body Type	None	Transmission Type	None
		Accident History	None

## Pricing & Ownership History

₹ 0

Ex-Showroom Price

₹ 0

On-Road Price (Delhi)

One

No. Of Owners

None

Accident History

## Vehicle Condition Information

VERY-GOOD


Transmission, Suspension, Steering, Frame, Engine, Electrical, Car Interior, Car Exterior, Brakes, AC



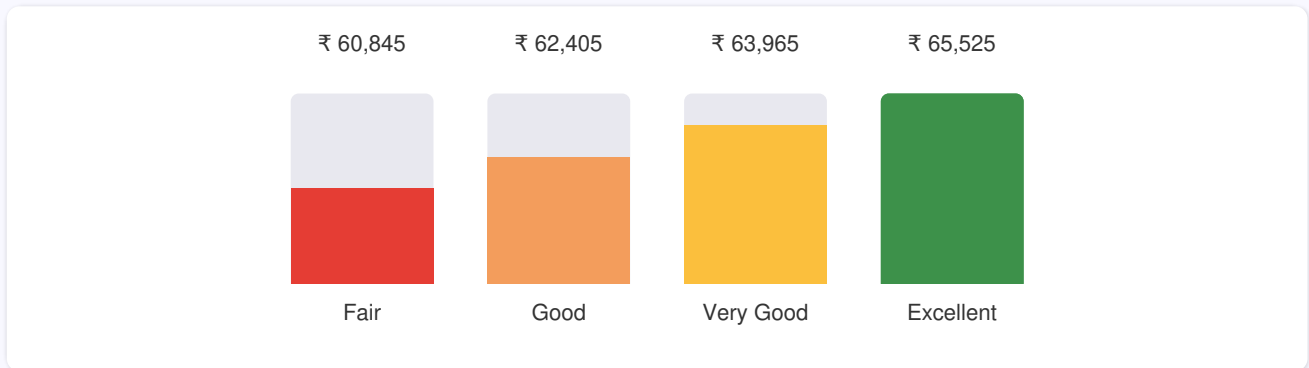
## VEHICLE PRICING

Analysis Of Multi-Condition Pricing, Exchange, Salvage & Buyback Price


### New Vehicle On-Road Price Trend



### Fair Market Value By Condition



### Future Value



### Buyback Price





**OBV Buyback**  
for 3 Yrs/36K kms

Toyota Innova 2010 2.5 G 8 STR BS IV

**₹ 54,264**

### Exchange Price

I Want to Sell

Toyota Innova 2.5 G 8 STR BS IV 2010

**₹ 62,405\***

### Clunker Value



Clunker Value of Toyota Innova 2.5 G 8 STR BS IV is

**₹ 62,405\***



## SIMILAR LISTINGS

Assessment Of Recent Listings For Same & Similar Vehicles

### 50 Similar Listings In Last 3 Months

₹ 8,07,841

Average Selling Price

₹ 49,99,000

Highest Selling Price

₹ 40,400

Lowest Selling Price

950

Similar Counts

2,69,432 Kms

Avg Kms Driven

### Snapshot Of Similar Transactions



Toyota Innova 2.5 G

used

₹ 2,70,000

1,55,000 Km, Diesel, First Owner, Bangalore, 2005



Toyota Innova 2.5 G 7 Str Bs Iii

used

₹ 4,25,000

1,93,000 Km, Diesel, Second Owner, Coimbatore, 2005



Toyota Innova 2.5 G 8 Str Bs Iii

used

₹ 2,25,000

1,05,000 Km, Diesel, Third Owner, Ahmedabad, 2005



Toyota Innova 2.5 G 7 Str Bs Iii

used

₹ 2,45,000

1,20,000 Km, Diesel, Second Owner, Kanpur, 2005



Toyota Innova 2.0 G

used

₹ 40,400

70,000 Km, Petrol, Fourth Owner, Pune, 2005



Toyota Innova 2.5 V 7 Str

used

₹ 61,266

50,000 Km, Diesel, First Owner, Pune, 2005



Toyota Innova 2.5 G4 7 Str

used

₹ 62,405

45,000 Km, Diesel, First Owner, Ludhiana, 2005



Toyota Innova 2.5 V 8 Str

used

₹ 5,92,000

1,75,000 Km, Diesel, Second Owner, Alandur, 2005



Toyota Innova 2.5 V 7 Str

used

₹ 62,405

95,800 Km, Diesel, First Owner, Vellore, 2005



## RECENT TRANSACTIONS

Assessment Of Recent Transactions For Same & Similar Vehicles

### 50 Similar Transactions In Last 3 Months

₹ 9,49,456

Average Selling Price

₹ 15,22,000

Highest Selling Price

₹ 62,405

Lowest Selling Price

308

Similar Counts

20,796 Kms

Avg Kms Driven

## Snapshot Of Recent Transactions



Toyota Innova 2.0 G

₹ 3,87,000

98,000 Km, Petrol, First Owner, Delhi, 2011

used



Toyota Innova 2.0 G

₹ 4,80,000

86,538 Km, Petrol, First Owner, Ludhiana, 2012

used



Toyota Innova 2.0 G1

₹ 7,69,000

1,500 Km, Petrol, First Owner, Baramati, 2012

used



Toyota Innova 2.0 G1

₹ 7,69,000

1,300 Km, Petrol, First Owner, Baramati, 2012

used



Toyota Innova 2.0 Vx 7 Str Bs Iv

₹ 9,88,000

90,000 Km, Petrol, First Owner, Sangli, 2012

used



Toyota Innova 2.0 Vx 7 Str Bs Iv

₹ 12,25,000

1,300 Km, Petrol, First Owner, Pune, 2013

used



Toyota Innova 2.0 Vx 8 Str Bs Iv

₹ 8,18,113

72,000 Km, Petrol, First Owner, Sirsa, 2012

used



Toyota Innova 2.5 E 7 Str

₹ 6,43,000

60,000 Km, Diesel, First Owner, Jaipur, 2013

used



Toyota Innova 2.5 E 7 Str

₹ 7,06,000

2,600 Km, Diesel, First Owner, Sangli, 2012

used



## AVAILABLE OPTIONS, TCO

Review Of Valuation Of Available Models, Repair Estimates And Total Cost Of Ownership

### Available Options

#### Assessment of Available Options within Same Segment

Year  
2010

Condition  
Used

Trims	OBV Range	Model in Continuation in 2021
2.5 G 8 STR BS IV	₹ 62,405	✗
2.0 G1	₹ 3,25,285	✓
2.0 G1 8 Str Bs Iv	₹ 3,36,459	✗
2.0 Gx 8 Str	₹ 3,45,951	✓

### Repair Estimates



Auto Inspection  
Dashboard

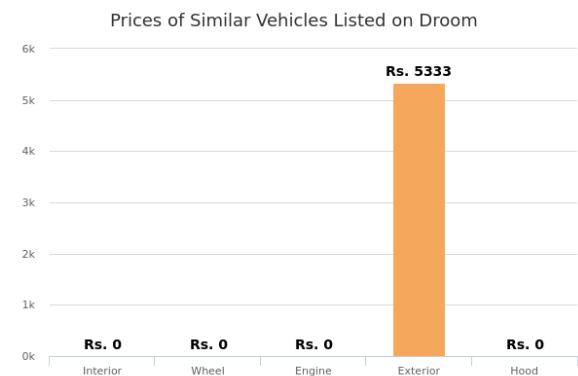
7/10

₹ 5067 - 5600

is the Engine Repair Estimate & Service for this vehicle

Interior	<div style="width: 70%;"></div>	7/10
Wheel	<div style="width: 70%;"></div>	7/10
Test Drive	<div style="width: 70%;"></div>	7/10
Exterior	<div style="width: 70%;"></div>	7/10
Hood	<div style="width: 70%;"></div>	7/10

#### Total Repair Estimate Spend\*




### Total Cost Of Ownership



Benchmark Price For Used Vehicle

₹7,00,05,921 For 5 Years

₹ 1,32,23,482



First Year

₹ 1,39,61,575



Second Year

₹ 1,41,69,461



Third Year

₹ 1,42,60,106



Forth Year

₹ 1,43,91,297



Fifth Year



## RATINGS & REVIEWS

Review Of Ratings And Reviews By Buyers

### Ratings



Ratings

Reviews

8 Expert Reviews

Distribution of Rating

### Top Expert Review

The FAT 6x6 is designed to conquer the roughest and toughest of terrains.



## FREQUENTLY BOUGHT TOGETHER WITH OBV VALUATION REPORT

Trending

Buy second OBV Valuation Report : ₹ 50/-

Generate a new report to see change in your vehicle valuation price

Code: OBVSECOND      Validity: 25/11/2021

To avail this coupon go to : <https://droom.in/obv>

Certification Report: ₹ 599/- ₹ 699/-

Get your vehicle inspected for condition, history check to generate accurate valuation

Code: CERTIFICATION      Validity: 25/11/2021

To avail this coupon go to : <https://droom.in/certification>

Scan Me



## ABOUT OBV

38  
Countries



450 Mil+  
Users



5 Mil+  
Products



US Patent  
Pending



## What Is OBV



Algorithmic Engine For Used  
Vehicle Pricing



Fair Market Price Of Any  
Used Vehicle



21st Century  
Data Science



## How OBV Works



Select Purpose  
Buy/Sell



Select Category  
Car, Bike, Scooter, Bicycle,  
Plane



Select Parameters  
Make, Model, Year, Trim &  
Kms Driven & Condition



Get OBV  
Fair Market Price of the  
Vehicle

## Why OBV

- ✓ Fair Market Price of Any Used Vehicle Under 10 seconds for free
- ✓ Only Pricing Benchmark Tool in India which is Independent, Objective and Unbiased
- ✓ Based on 21st century Data Science and Machine Learning Methodology
- ✓ Used by over 450 Million users
- ✓ Used by over 3,50,000 auto dealers across India
- ✓ Used Vehicle Pricing for 10+ Categories
- ✓ Used by leading Banks, Insurance Companies, NBFCs and OEMs
- ✓ US Patent Pending
- ✓ Used Vehicle Pricing for Bicycles, Scooters, Bikes, Cars and Planes



Check Fair Market Value of Any Used  
Vehicle Under 10 Seconds For Free

Independent Objective Unbiased







ORANGE BOOK VALUE

Resale ka MRP

#### Disclaimer

The Orange Book Value or any pricing or valuation mentioned in the report is an indicative pricing, generated based on proprietary patented methodology of Droom or its affiliates/partners/subsidiaries. The actual price of the vehicle may vary based on actual condition of the vehicle and several other parameters. Droom cannot be held responsible for any losses incurred or liabilities arising by the party relying on this report

